


Find functions quickly by typing here.

FILES



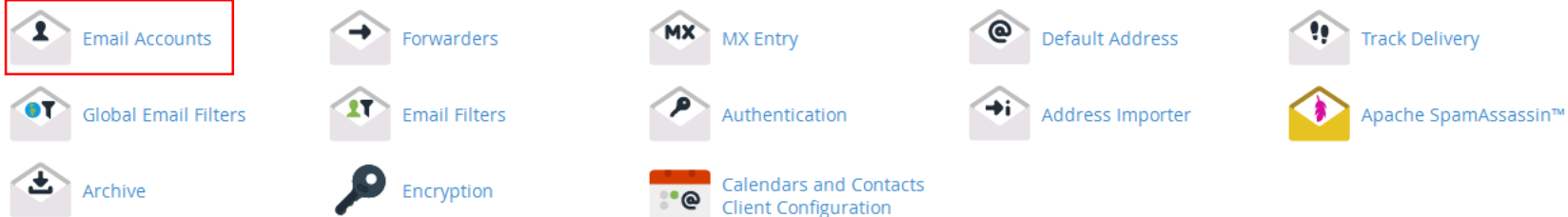
DATABASES



DOMAINS



EMAIL



METRICS

From the cPanel account, find and click the icon “Email Accounts.”

Email Accounts

Manage the email accounts associated with your domain. Use the *Configure Mail Client* interface to add an email account to your mobile device or desktop email client. For more information, read the [documentation](#).

Add Email Account

Email @ **Password****Password (Again)****Strength** ⓘ

Very Strong (100/100)

[Password Generator](#)**Mailbox Quota** 750 MB Unlimited[Create Account](#)

Email Accounts

[Search](#)

Page Size

10


Account @ Domain

Usage / Quota / %

Actions



31 / ∞ MB

[Change Password](#)[Change Quota](#)[Configure Mail Client](#)[Delete](#)[More](#)

128 / ∞ MB

Enter the email address and password and then click the "Create Account" button

Email Accounts

Manage the email accounts associated with your domain. Use the *Configure Mail Client* interface to add an email account to your mobile device or desktop email client. For more information, read the [documentation](#).

Add Email Account

Email

Password

Password (Again)

Strength ⓘ

Very Weak (0/100)

Password Generator

Mailbox Quota

750 MB

Unlimited

Create Account

✓ Account Created

newuser@coursevector.org

Click to close, [10]

Email Accounts

Search Email

Search

Page Size

10

Account @ Domain

Usage / Quota / %

Actions



31 / ∞ MB

The email address has now been created